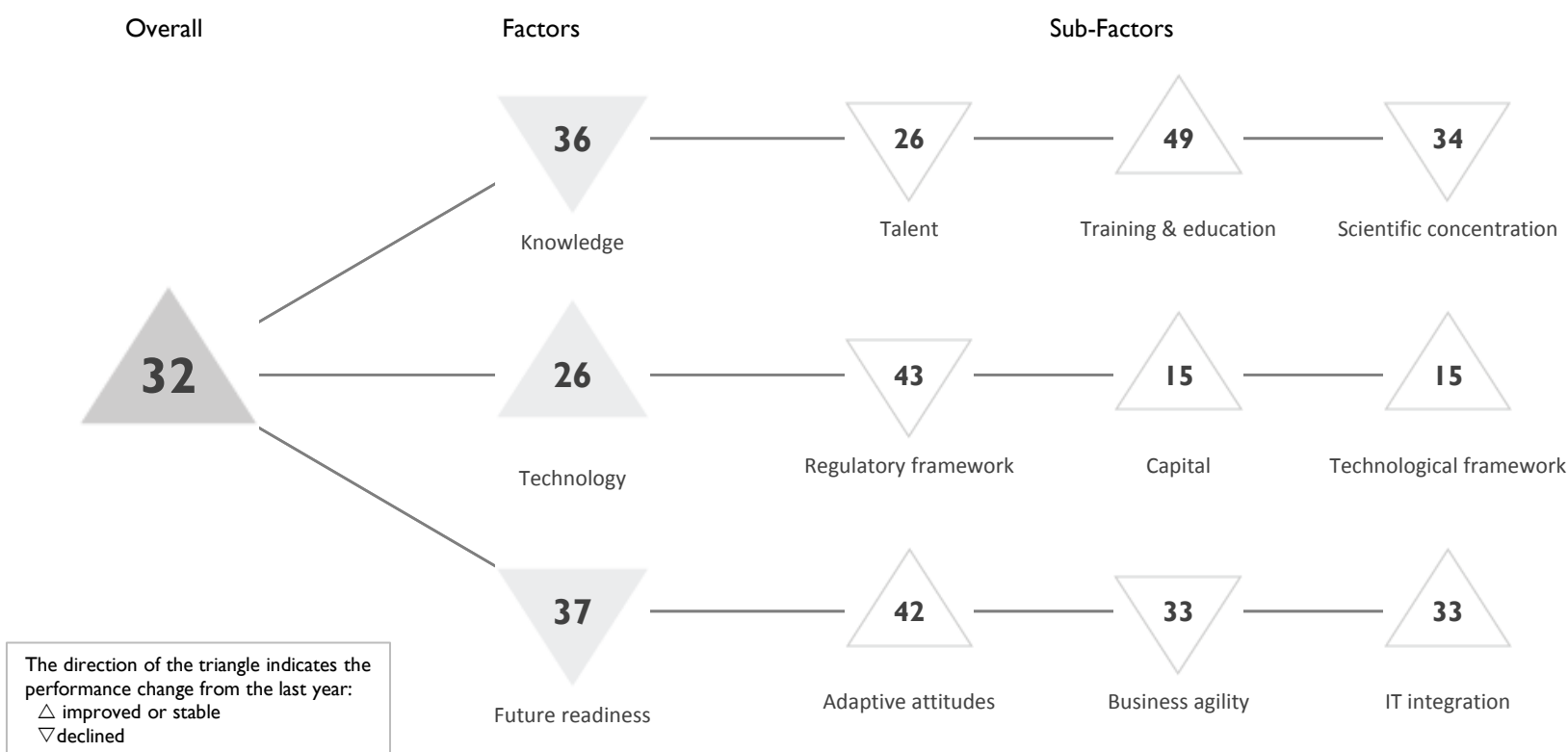


# CZECH REPUBLIC

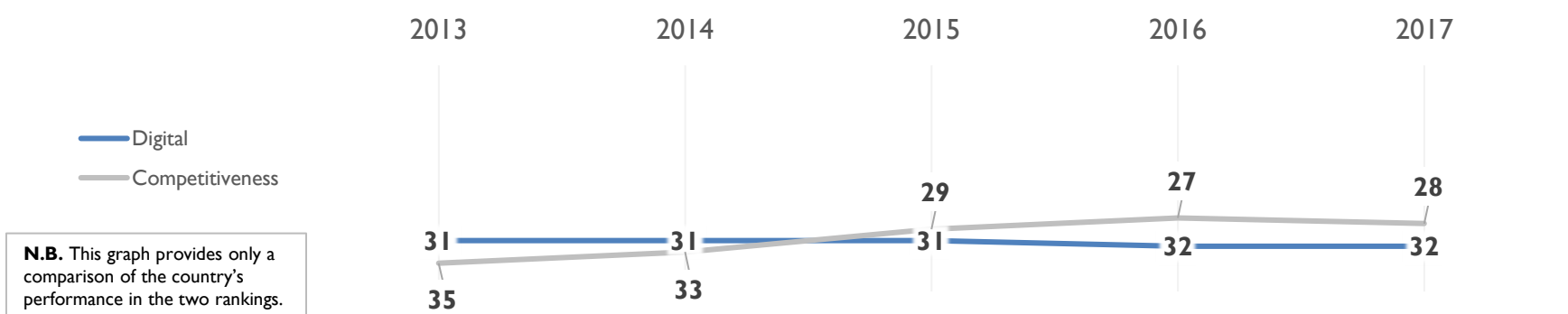
## OVERALL PERFORMANCE (63 countries)



### OVERALL & FACTORS - 5 years

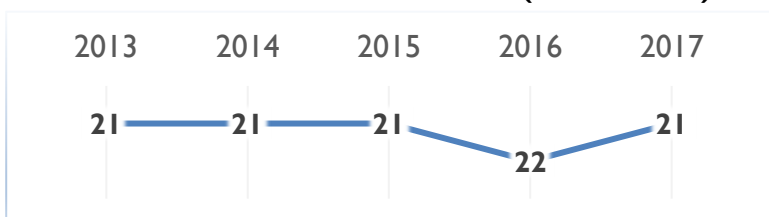
	2013	2014	2015	2016	2017
OVERALL	31	31	31	32	32
Knowledge	37	38	36	34	36
Technology	28	26	26	26	26
Future readiness	33	33	33	34	37

### COMPETITIVENESS & DIGITAL RANKINGS

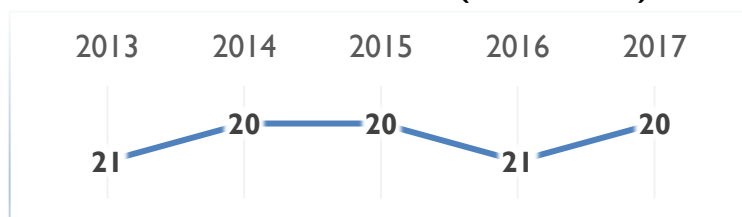


### PEER GROUPS RANKINGS

#### EUROPE - MIDDLE EAST - AFRICA (40 countries)



#### POPULATIONS < 20 MILLION (34 countries)



## CZECH REPUBLIC

## ► Overall top strengths

## ▷ Overall top weaknesses

## KNOWLEDGE

Subfactors	2013	2014	2015	2016	2017
Talent	29	25	20	22	26
Training & education	41	49	50	50	49
Scientific concentration	41	39	36	33	34

Talent	Rank
Educational assessment PISA - Math	26
International experience	39
Foreign highly-skilled personnel	39
Management of cities	34
Digital/Technological skills	33
► Net flow of international students	11

Training & education	Rank
Employee training	26
▷ Total public expenditure on education	50
Higher education achievement	42
▷ Pupil-teacher ratio (tertiary education)	51
Graduates in Sciences	25
Women with degrees	19

Scientific concentration	Rank
Total expenditure on R&D (%)	20
Total R&D personnel per capita	23
Female researchers	42
R&D productivity by publication	33
Scientific and technical employment	26
High-tech patent grants	27

## TECHNOLOGY

Subfactors	2013	2014	2015	2016	2017
Regulatory framework	35	34	35	39	43
Capital	26	23	20	17	15
Technological framework	22	25	24	15	15

Regulatory framework	Rank
Starting a business	42
Enforcing contracts	43
▷ Immigration laws	52
Technological regulation	45
Scientific research legislation	31
Intellectual property rights	27

Capital	Rank
► IT & media stock market capitalization	11
Funding for technological development	25
Banking and financial services	14
Investment risk	21
Venture capital	15
► Investment in Telecommunications	14

Technological framework	Rank
Communications technology	31
► Mobile Broadband subscribers	9
Wireless broadband	25
Internet users	28
► Internet bandwidth speed	12
High-tech exports (%)	22

## FUTURE READINESS

Subfactors	2013	2014	2015	2016	2017
Adaptive attitudes	37	35	46	48	42
Business agility	33	34	30	29	33
IT integration	33	31	31	36	33

Adaptive attitudes	Rank
▷ E-Participation	52
Internet retailing	23
Tablet possession	37
Smartphone possession	41
Attitudes toward globalization	34

Business agility	Rank
Opportunities and threats	31
Innovative firms	22
Agility of companies	31
▷ Use of big data and analytics	48
Knowledge transfer	48

IT integration	Rank
E-Government	41
Public-private partnerships	43
Cyber security	33
Software piracy	20