

Investment Guide

USA

state-by-state briefs

- general economic data ■
- government incentives ■
- and key contacts ■

a publication prepared by

www.amcham.cz

Contents

Introduction (page 3)

I. Federal and State Taxes (3- 5)

II. Visa Requirements (5-6)

III. Work Permit (6-7)

IV. Business Formation (7)

V. Infrastructure (8)

VI. Licenses, Permits (8-9)

VII. Social Security, Healthcare (9-10)

VIII. State data and Investment agencies
(alphabetical) (11-61)

The info and data were updated in June 2018. It will be updated annually.

If you have suggestions for other information that would help an investor take the first step toward deciding where to invest, please send to amcham@amcham.cz.

Introduction

The U.S. presents the challenge of an unfamiliar market and regulatory structure. This challenge can be met effectively by securing knowledge readily available. Every state has active investor councils to help foreign investors navigate incentives, regulation, and logistics. This guide is intended as a preliminary look at those issues and resources.

I. Federal and State Taxes

The federal corporate income tax rate is now 21%. Many corporations will pay far less, depending on how income is managed.

The states are working out in their 2018 legislative sessions how to account for expected shortfalls in deductions from the federal government. A survey of this state tax activity is found here:
<https://itep.org/trends-were-watching-in-2018-part-1-state-responses-to-federal-tax-cut-bill/>

Bloomberg's survey of state tax departments 2018:
<https://www.bna.com/state-tax-survey/>

These ten states are ranked highly because they forgo a major tax, such as individual income tax, corporate income tax, or sales tax.

Wyoming	Nevada	Indiana
South Dakota	Montana	Oregon
Alaska	New Hampshire	
Florida	Utah	

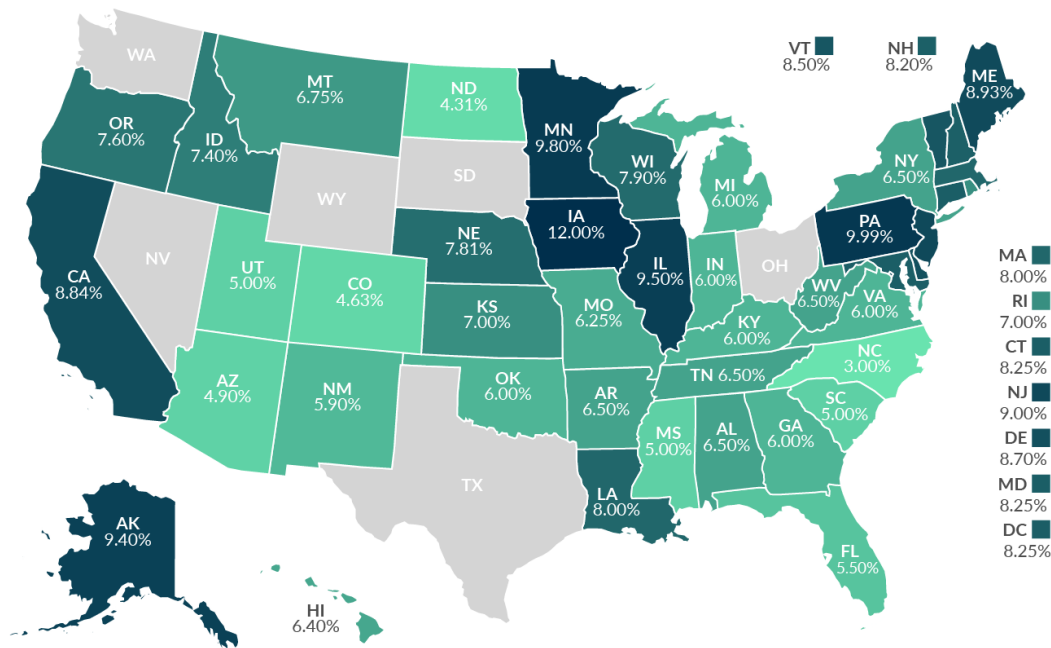
[Disclaimer: This material has been prepared for informational purposes only, and is not intended to provide, and should not be relied on for, tax, legal or accounting advice. You should consult your own tax, legal and accounting advisors before engaging in any transaction.]

The Tax Foundation, <https://taxfoundation.org/publications/state-business-tax-climate-index/>, an economic research and publishing group, points out the complexity of comparing tax burdens between the states:

ranking the competitiveness of fifty very different tax systems presents many challenges, especially when a state dispenses with a major tax entirely. Should Indiana's tax system, which includes three relatively neutral taxes on sales, individual income, and corporate income, be considered more or less competitive than Alaska's tax system, which includes a particularly burdensome corporate income tax but no statewide tax on individual income or sales?


How High Are Corporate Income Tax Rates in Your State?

Top State Marginal Corporate Income Tax Rates in 2018



Note: (*) Nevada, Ohio, Texas, and Washington do not have a corporate income tax but do have a gross receipts tax with rates not strictly comparable to corporate income tax rates. Arkansas has a "benefit recapture," by which corporations with more than \$100,000 of taxable income pay a flat tax of 6.5% on all income, not just on amounts above the benefit threshold. Connecticut's rate includes a 10% surtax, which effectively increases the rate from 7.5% to 8.25%. Surtax is required by businesses with at least \$100 million annual gross income. Illinois' rate includes two separate corporate income taxes, one at a 7.0% rate and one at a 2.5% rate.

Source: State tax statutes, forms, and instructions; Bloomberg BNA



II. Visa Requirements

Register the business in a U.S. state. Then you may apply for an E-2 visa through the U.S. embassy. Make your application online:

<http://www.ustraveldocs.com/cz/cz-niv-typee.asp>

This investor-class visa requires a minimum of \$50,000 mixed expenditure and working capital. Visas are granted in one-two months.

There are over 40 different visas, but the E-2 is recommended.

Details of visa application

The identification documents are mailed to the embassy. Two weeks after mailing, make an appointment online for the visa interview.

The spouse and children (under 21) apply for E-2 visas at the same time or after the employee has applied.

E-2 applicants only fill out the DS-160 form. E-1 visa is an investor visa which requires form DS-156E as well.

EB-5 visa is more difficult to obtain; fewer EB-5 visas are approved.

Expect visa interview questions about how the business will benefit American workers, including employees relocating from Czech Republic.

III. Work Permit

Investor visas contain a work permit provision. The E-2 Visa work permit provision is valid while working for the original investor business.

Employees who require E-2 Visas must identify their professional or specialty qualification.

https://my.uscis.gov/exploremyoptions/eb2_permanent_workers

Spouses and children (under 21) are eligible for a separate work permit, the Employment authorization Document (EAD)

<https://www.uscis.gov/i-765>

The EB-5 Investor Visa contains a work permit provision also. Spouses and dependents may apply for a green card. While waiting for the green card, they may apply for a separate work permit (EAD)

<https://www.uscis.gov/i-765>

IV. Business Formation

Two steps a business must complete before visa applications are made:

1. Register in a U.S. state as an E-2 Treaty Investor business. Business registration requires a fee of \$300 or less. This first step affects which state's laws will apply to your entity.
2. File for Employer Identification Number (EIN); officially identify company structure (S-Corp, C-Corp or other type). Employer (EIN) identification has no fee. This second step determines the type of federal taxes that will be owed; the numerical identifier is used for filing tax returns and paying employer taxes.

Overseas applications for the EIN must be made by phone.

A Visa waiver (VWP) allows ninety days of business travel while establishing your business in the U.S. <https://esta.cbp.dhs.gov/esta/>

An intercompany agreement which addresses transfer pricing for holdings inside and outside the U.S. may not be required but is highly recommended as part of tax documentation.

V. Infrastructure

State investment agencies may include construction of access roads and establishing utility and communication networks as part of the package of financial incentives agreed upon. Infrastructure grants or tax credits are available in most states. One example of such a grant is the Texas Capital Fund Infrastructure / Real Estate Programs

[http://texasagriculture.gov/GrantsServices/RuralEconomicDevelopment/RuralCommunityDevelopmentBlockGrant\(CDBG\)/CDBGResources/Applications/INFRARE.aspx](http://texasagriculture.gov/GrantsServices/RuralEconomicDevelopment/RuralCommunityDevelopmentBlockGrant(CDBG)/CDBGResources/Applications/INFRARE.aspx)

The U.S. Chamber of Commerce has identified infrastructure modernization as the best way to provide value to business today.

<https://www.uschamber.com/series/above-the-fold/infrastructure-week-time-build>

There is commitment in congress and state government to roads, bridges, water systems, and business logistics support.

<http://www.ttnews.com/articles/business-groups-say-time-now-increase-gas-tax-roads>

VI. Licenses, Permits

Businesses that obtain federal or state licenses, permits, or certificates must regularly renew them. <https://www.sba.gov/business-guide/launch-your-business/apply-licenses-and-permits>

Localities have jurisdiction over things such as waste management and land usage.

Health and safety certificates are required in over 300 professions. Businesses that sell regulated items like tobacco, alcohol, or tires must regularly renew their sales permits.

For federal licenses, permits, and certificates, check with the issuing institution to confirm renewal requirements for your business. Some common federal agencies and departments that small businesses register with:

- [U.S. Department of Agriculture \(USDA\)](#)
- [Alcohol and Tobacco Tax and Trade Bureau \(TTB\)](#)
- [Federal Aviation Administration](#)
- [Bureau of Alcohol, Tobacco, Firearms and Explosives \(ATF\)](#)
- [U.S. Fish and Wildlife Service](#)
- [National Oceanic and Atmospheric Administration](#)
- [The Federal Communications Commission](#)

VII. Social Security, Healthcare

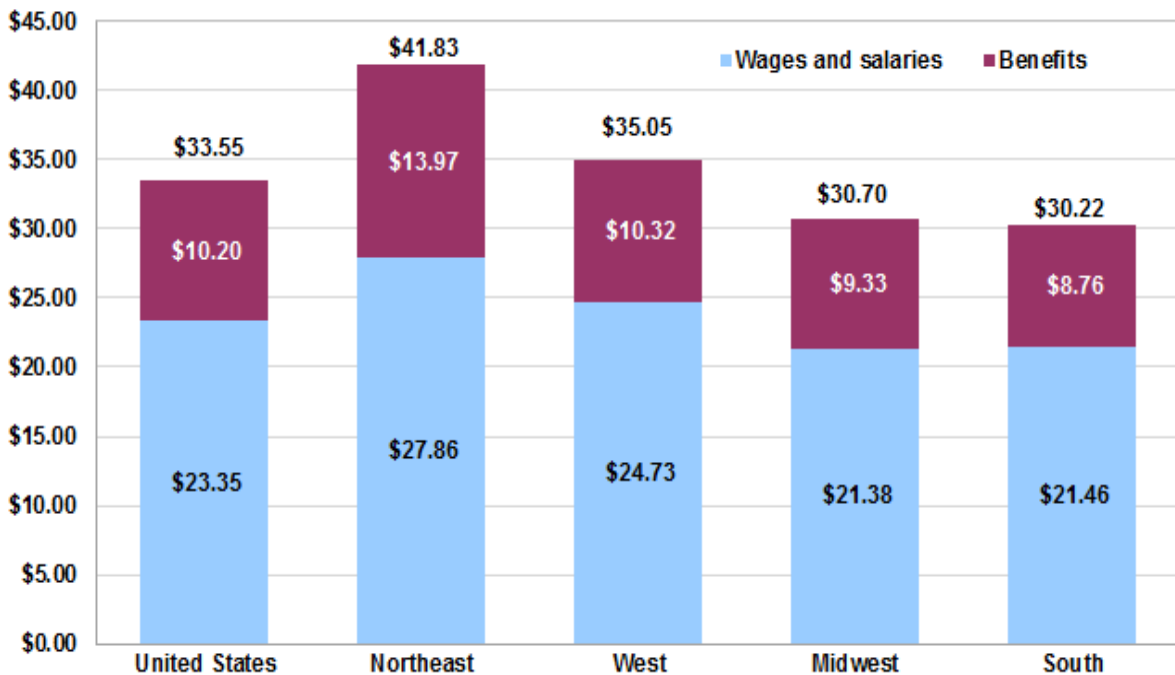
Social benefits are paid for by federal payroll taxes (FICA). The retirement benefit (social security) tax and medical safety-net tax paid by the employer is 7.65% of worker earnings.

Federal unemployment tax (FUCA) is .6%. This tax is only paid on first \$7,000 of earnings.

The ratio of wages to benefits varies by region.

Chart 1. Employer costs per hour worked for employee compensation in private industry by region, September 2017

Cost per hour worked



Note: The sum of individual items may not equal totals due to rounding.

Source: U.S. Bureau of Labor Statistics.

Payroll taxes can be offset by research and development credits

<https://www.irs.gov/newsroom/for-small-business-startups-irs-explains-new-option-for-claiming-research-credit-option-still-available-for-those-that-already-filed>

Businesses with fifty-plus employees must provide health insurance to full-time employees. The average employer contribution is 83% (\$5,179.) of an employee's health care premium.

VIII. State Data and Investment Agencies (alphabetical)

For overview of various industries in the states:

U.S. Department of Commerce www.selectusa.gov

Anne McKinney, Director Investment Services

Ryan Wallace ryanwallace@trade.gov Central Europe

Alabama: South

Population: 4,858,979

Area (sq. km): 135,767

Urban population: ⅔

Education: 84.3% high school, 23.5% college, 8.7% advanced degree

GDP per capita: \$42,124

Median wage: \$15.43

Average wage: \$18.84

Major industries: Manufacturing, Ambulatory Health care services

Alabama Department of Commerce

Ted Clem@alabama.gov

www.madeinalabama.com

- income and utility tax credits, jobs tax credit, property tax abatement

Montgomery Chamber of Commerce

Lynn Norton

<https://www.montgomerychamber.com/trc>

- provides access to local economic data and links to regional industry activity

Alaska: Northeast

Population: 738,432

Area (sq. km): 1,723,337

Urban population: ⅔

Education: 92.1% high school, 28% college, 10.1% advanced degree

GDP per capita: \$68,356

Median wage: \$22.68

Average wage: \$27.26

Major industries: Health care and social assistance, Oil and Gas Extraction

Anchorage Office of the Governor

Shelley James

www.alaska.gov

- provides licensure and regulatory information

Anchorage Economic Development Corporation

Darleen Fernandez dfernandez@aedweb.com

- provides data on industry sectors and workforce demographics, resource for financing, and site location

Alaska Chamber of Commerce

Curtis W. Thayer

www.alaskachamber.com

- economic sector reports and industry contacts

Arizona: Southwest

Population: 6,828,065

Area (sq. km): 295,234

Urban population: 9/10

Education: 86% high school, 27.5% college, 10.2% advanced degree

GDP per capita: \$43,709

Median wage: \$17.05

Average wage: \$22.85

Major industry: Ambulatory Health care services

Arizona Commerce Authority

Kevin Sullivan kevins@azcommerce.com

www.azcommerce.com

- provides data tools, certified site search, and sector specific engagement

Greater Phoenix Chamber of Commerce

Debbie Drotar ddrotar@phoenizchamber.com

- offers workforce recruitment and training assistance, small business and entrepreneurial development, incentive programs and financial guidance, expansion assistance, site selection, navigation of city departments, social media outlets

Arkansas: South

Population: 2,978,204

Area (sq. km): 137,732

Urban population: 4%

Education: 84.8% high school, 21.1% college, 7.5% advanced degree

GDP per capita: \$40,388

Median wage: \$14.48

Average wage: \$16.79

Major industries: Broadcasting, Telecommunications, Healthcare and social assistance

Arkansas Economic Development Commission

Bentley Story bstory@arkansasbdc.com

www.arkansasedc.com

- information and access to incentives, including reduced sales tax for manufacturers

Innovate Arkansas

David Sanders

www.innovatearkansas.org

- resources for weighing business models, locating service providers, marketing, federal grant assistance, workforce solutions including talent sourcing and university outreach

- small business and technology center

- license/permit/tax requirement guidebook

Arkansas Chamber of Commerce

Markus Turley

www.arkansasstatechamber.com

- discounts business supply

Metro Little Rock Alliance

www.metrolittlerockalliance.com

Little Rock Regional Chamber

Paul Lattune

www.littlerockchamber.com

California: West

Population: 39,144,818

Area (sq. km): 423,972

Urban population: 9/10

Education: 79.8% high school, 31.4% college, 11.6%
advanced degree

GDP per capita: \$66,310

Median wage: \$19.67

Average wage: \$24.96

Major industries: Computer and Electronics products
manufacturing, Healthcare

Governor's Office of Business and Economic Development

Jason T. Law

www.business.ca.gov

- site selection and logistical assistance, data for demographics, wages, tax, and utility cost, relocation help for employees, EB-5 visa assistance, California business site (www.business.portal.ca.gov)

Los Angeles County Economic Development Corporation

William Allen

www.laedc.org

-Foreign Trade Zone cooperation, strategic consulting on business-education partnerships, summary of federal/state/local incentives, such as CA Competes income tax credit, 15% R & D tax credit

California Chamber of Commerce

Dave Kilby

www.calchamber.com

- HR (human resources) compliance help

Los Angeles Area Chamber of Commerce

Carlos J. Valderrama

www.lachamber.com

- visa documentation services, 55% discount office supply, water and power rebates

Colorado: Southwest

Population: 5,456,574

Area (sq. km): 269,601

Urban population: 9/10

Education: 90.7% high school, 38.1% college, 14% advanced degree

GDP per capita: \$58,422

Median wage: \$19.09

Average wage: \$23.78

Major industries: Broadcasting, Telecommunications, Healthcare

Colorado Office of Economic Development and International Trade

Michelle Hadwiger

Michelle.hadwiger@state.co.us

www.choosecolorado.com

USA

- team to coordinate application for grants, loans, incentives, and rebates, such as infrastructure funding, higher education partnership tax credit, sales and use state tax rebate
- job training program

Colorado Association of Commerce and Industry

Dave Tabor

www.cochamber.com

- helps with training costs

Denver Metro Chamber of Commerce

JJ Ament

www.denverchamber.org

- discounted services, 25% hotels, prescription drug savings, 20% office supply
- free job board for candidate search

Connecticut: Northeast

Population: 3,590,886

Area (sq. km): 14,357

Urban population: 9/10

Education: 89.9% high school, 37.6% college, 16.6% advanced degree

GDP per capita: \$73,643

Median wage: \$21.68

Average wage: \$31.00

Major industries: Insurance carriers and related activities, Healthcare

Connecticut Department of Economic and Community Development

Beatriz Gutierrez

www.ct.gov

- workforce training, site selection, coordinate loan funds, coordinate multiple state agencies, help identify tax incentives such as machinery and equipment tax credit and human capital investment tax credit

Connecticut Economic Resource Center

Jason Giulietti

www.cerc.com

- assistance with site selection and licensure
- concierge support linking state, local, and federal programs

Small Business Development Center

Christine Sullivan

www.ctsbdc.com

- no-cost business advising for market research, investigating capital opportunities, preparing loan documents, tools for business education

West Hartford Chamber of Commerce

Barbara Lerner

www.whchamber.com

- corporate talent recruitment

Delaware: Mid Atlantic

Population: 945,934

Area (sq. km): 6,446

Urban population: 4%

Education: 88.4% high school, 30% college, 12.2% advanced degree

GDP per capita: 73,931

Median wage: \$18.25

Average wage: \$24.48

Major industries: Healthcare, Federal Reserve banks, Credit
intermediation

Department of State

Kristopher Knight

www.dos.delaware.gov

- global division has concierge team to assist with corporate structure,
immigration, and accountancy

Delaware State Chamber of Commerce

Rich Heffron

www.dsc.com

- provides certificates of origin, links to Delaware Manufacturing
Association

- discounts health providers, legal work, and identity shield software

Florida: Southeast

Population: 20,271,272

Area (sq. km): 170,312

Urban population: 9/10

Education: 86.9% high school, 27.3% college, 9.8% advanced
degree

GDP per capita: \$44,964

Median wage: \$15.77

Average wage: \$19.59

Major industries: Healthcare, Retail trade

Enterprise Florida

Manny Mencia

www.enterpriseflorida.com

- site selection services, liaison with state agencies, help determining
eligibility for incentives, facilitating permits and regulatory issues

- pro-bono office in Czech Republic, Jan Kotik (420) 224 800 027

Florida Chamber of Commerce

Alice Ancona

www.flchamber.com

Greater Tallahassee Chamber of Commerce

Sue Dick

www.talchamber.com

- concierge assistance with financial incentives [sales and use tax exemptions, transport development fund, funds for customized training, negotiated grants for high impact facilities, targeted business rebates, capital investment credit, targeted industry tax refund

- research and development site access

Georgia: Southeast

Population: 10,214,860

Area (sq. km): 153,910

Urban population: $\frac{3}{4}$

Education: 85.4% high school, 28.8% college, 10.7% advanced degree

GDP per capita: \$50,955

Median wage: \$16.51

Average wage: \$13.64

Major industries: Retail trade, Federal Reserve banks, Credit intermediation

Georgia Department of Economic Development

Nico Wijnberg NWijnberg@georgia.org

www.georgia.org

USA

- site selection, data for operating costs, taxes, potential suppliers, industry sectors
- help coordinating financial incentives
 - employment tax credit (\$4000 each new job), R&D tax credit, 50% retraining tax credit, sales and use tax exemptions, inventory tax exemptions
- access to programs for work force recruiting and training

Georgia Chamber of Commerce
Chris Clark

www.ga.chamber.com

- certificates of origin, HR compliance support
- discounts on shipping (34%) and business supply (30%)

Hawaii: Pacific

Population: 1,431,603

Area (sq. km): 28,313

Urban population: 9/10

Education: 91% high school, 30.8% college, 10.5% advanced degree

GDP per capita: \$58,742

Median wage: \$19.24

Average wage: \$23.71

Major industries: Healthcare, Accommodation

Department of Business, Economic Development, and Tourism

Luis P. Salveria

www.dbedt.hawaii.gov

- assistance in qualifying for tax credits and exemptions in Enterprise Zone

Chamber of Commerce Hawaii

Jenny Lee

www.cochawaii.chambermaster.com

- manufacturing partnership center, 20% reimbursement for R&D
- advising services for cost control and reduction, tech deployment, skill development, quality system analysis, facility design and layout

Idaho: Northwest

Population: 1,654,930

Area (sq. km): 216,443

Urban population: 7/10

Education: 89.5% high school, 25.9% college, 8.2% advanced degree

GDP per capita: \$39,970

Median wage: \$15.77

Average wage: \$18.48

Major industries: Healthcare, Computer and Electronics products manufacturing

Idaho Commerce Department

Susie Davidson

www.commerce.idaho.gov

- property search, assistance in accessing tax credits and exemptions: 3.75 tax credit on person property, 2.5% real property tax credit, \$3000 tax credit per new job created, full or partial property tax exemption
- team of facilitators for R&D grants, and economic growth fund (Idaho Opportunity Fund)
- employee recruiting services, workforce training reimbursement, tech process help, customized training programs, loans and revenue bonds

Boise Metro Chamber of Commerce

Bill Connors

www.boisechamber.org

Illinois: Midwest

Population: 12,859,995

Area (sq. km): 149,995

Urban population: 9/10

Education: 87.9% high school, 32.3% college, 12.4% advanced degree

GDP per capita: \$61,837

Median wage: \$18.40

Average wage: \$26.12

Major industries: Healthcare, Insurance carriers and related activities

Illinois Office of Trade and Investment

Erik Brijla

www.illinois.gov

- site selection, assistance with key regulations and policies, access to government agencies

Illinois Chamber of Commerce

Todd Maisch

www.ilchamber.org

- guidance on tax relief

- assistance with regulatory compliance, free training

Chicagoland Chamber of Commerce

Blanca Berthier

www.chicagochamber.org

- member discounts on goods and services

- certificate of origin, customized logistics, marketing, and staffing

Indiana: Midwest

Population: 6,619,680

Area (sq. km): 94,326

Urban population: 7/10

Education: 87.8% high school, 24.1% college, 8.7% advanced degree

GDP per capita: \$51,546

Median wage: \$16.25

Average wage: \$20.64

Indiana Economic Development Corporation

Jim Staton

www.iedc.in.gov

- cost tool for comparisons between states, workforce data
- secure portal for project management
- transparency portal
- funding assistance for technology parks
- access to development-ready sites
- access to tax exempt bonds for manufacturing, health care, facility development
- access to tax credits, exemptions, and incentives, such as workforce training grants

Indiana Chamber of Commerce

Kevin Brinegar

www.indianachamber.com

- safety compliance certificates, HR resource, employee training seminars, data on material costs
- discounts on health insurance and office supplies

Indianapolis Chamber of Commerce

USA

Maureen Donohue Krauss

www.indychamber.com

- conference space available
- resources for managing logistics, supply chain, language, accounting, workforce, marketing, legal services
- discounts on shipping (70%), office supplies (80%)

Major industry: Chemical products manufacturing

Iowa: Midwest

Population: 3,123,899

Area (sq. km): 145,746

Urban population: ¾

Education: 91.5% high school, 26.7% college, 8.5% advanced degree

GDP per capita: \$57,028

Median wage: \$16.72

Average wage: \$16.53

Major industries: Manufacturing, Insurance carriers and related activities

Iowa Economic Development Authority

Jennifer Rhuppiah

www.iowaeconomicdevelopment.com

- consultation and technical assistance, certified ready sites, EB-5 visa advisor service, cash offsets for workforce recruitment, property tax exemption up to 100%, sales and use tax rebate, R&D tax credit, jobs tax credit (\$1758.), targeted jobs tax credit, renewable chemicals production tax credit (\$.5 – 1.0 mill.)

West Des Moines Chamber of Commerce

Carole Chambers

www.wdmchamber.org

- relocation information, B2B resource

Kansas: Midwest

Population: 2,911,641

Area (sq. km): 213,100

Urban population: ¾

Education: 90.2% high school, 31% college, 11% advanced degree

GDP per capita: \$52,715

Median wage: \$16.57

Average wage: \$19.24

Major industry: Healthcare, Hospitals, Nursing, and residential care facilities

Kansas Department of Commerce

Randi Tveitaraas Jack

www.kansascommerce.com

- project manager to guide investor through needs and resources, proposal submission, scheduling and arranging transportation and follow up for site visits

- access to Manufacturing Technology Center: production plant support, business management support, workforce development

- Incentives: bonds fund major development, 10% income tax credit, training tax credit up to 50,000, sales tax exemption, industrial training grants, fuel use tax incentives

The Kansas Chamber of Commerce

Aaron Miller

www.kansaschamber.org

- marketing

- hosts Kansas Retail Council

- affiliate of Kansas Manufacturing Council

Kentucky: South

Population: 4,425,092

Area (sq. km): 104,656

Urban population: 3/5

Education: 84.2% high school, 22.3% college, 9.2% advanced degree

GDP per capita: \$44,409

Median wage: \$15.96

Average wage: \$20.08

Major industries: Motor vehicles, bodies and trailers, and parts manufacturing

Kentucky Cabinet for Economic Development

Mandy Lambert

www.thinkkentucky.com

- provides a project manager for confidential site evaluation, community data, access to officials, liaison with agencies, preparation of financial packages, including training inducements, tax incentives, assistance with permits and licenses, and environmental compliance
- access to loans up to 100% for land, equipment, and capital
- employment tax credits
- positive impact projects can recover 25% of fixed asset cost, and 100% of skills training
- 40% tax credit for investment in venture capital funds

Kentucky Chamber of Commerce

Dave Adkinsson

www.kychamber.com

- 10% discount on workers compensation insurance, 30% office supply, 30% shipping

USA

- low cost health insurance
- training for health and occupational safety standards

Frankfort Area Chamber of Commerce

Michael Mueller

www.frankfortky.info

Greater Louisville Chamber of Commerce

Kent Oyler

www.greaterlouisville.com

- 5-20% savings on healthcare insurance
- certificates of origin

Louisiana: South

Population: 4,670,724

Area (sq. km): 135,659

Urban population: $\frac{3}{4}$

Education: 83.4% high school, 22.5% college, 7.7% advanced degree

GDP per capita: \$50,219

Median wage: \$15.43

Average wage: \$22.25

Major industry: Healthcare, Chemical products manufacturing

Department of Economic Development

Larry Collins

www.opportunitylouisiana.com

- customized analysis of operating costs, taxes, suppliers, assistance with incentives, tax credits, and abatements

USA

- corporate concierge service for assisting executives' transition
- incentives include: up to 40% R&D credit, 100% property tax abatement for rehabilitation of existing properties, customized employee recruiting at no cost, property tax abatement for up to eight years on new investment

The Central Louisiana Regional Chamber of Commerce

Deborah Randolph

www.cenlachamber.org

- business management and training tools
- certificates of origin
- assists with government compliance
- access to worker reimbursed training (3000. per employee)

New Orleans Chamber of Commerce

Ben Johnson

www.neworleanschamber.org

- marketing

Maine: Northeast

Population: 1,329,328

Area (sq. km): 91,633

Urban population: ⅔

Education: 91.6% high school, 29% college, 10.3% advanced degree

GDP per capita: \$44,518

Median wage: \$17.01

Average wage: \$21.24

Major industries: Healthcare, Hospitals, Nursing, and residential care facilities

USA

Maine International Trade Center

Wade Merritt

www.mitc.com

- trade counseling and research, discounts on training and trade shows, reduced rates for shipping and lodging

Maine State Chamber of Commerce

Dana Connors

www.mainchamber.org

- guidance for accessing business and equipment tax reimbursement

Bangor Chamber of Commerce

Deb Neuman

www.bangorregion.com

- professional development

- low cost health insurance

Maryland: Mid Atlantic

Population: 6,006,401

Area (sq. km): 32,131

Urban population: 9/10

Education: 89.4% high school, 37.9% college, 17.3% advanced degree

GDP per capita: \$62,874

Median wage: \$20.68

Average wage: \$26.98

Major industries: Healthcare, Ambulatory Health care services

Maryland Department of Business and Economic Development

Signe Pringle

www.business.maryland.gov

USA

- administers funds and incentives
- links to Maryland International Incubator

Maryland Department of Commerce

Linda Reibert

www.commerce.maryland.gov

- information on state governance and regulation
- custom guidance: market research, identifying locations and partners, introductions to public and private organizations, site selection, meeting coordination

Baltimore City Chamber of Commerce

Richard Craft

www.baltimorecitychamber.org

- small business resource center for licenses and permits
- access local funding up to \$5 million

Massachusetts: Northeast

Population: 6,794,424

Area (sq. km): 27,336

Urban population: 9/10

Education: 89.8% high school, 40.5% college, 17.7% advanced degree

GDP per capita: \$74,564

Median wage: \$22.45

Average wage: \$29.25

Major industries: Healthcare, Hospitals, Nursing, and residential care facilities

Massachusetts Office of International Trade and Investment

Mark Sullivan

www.mass.gov

USA

- register for business (EIN)
- submit annual certification of entity tax status

Massachusetts Chamber of Commerce

James Debney

www.massachusettschamberofcommerce.com

- funding portal
- discounts: insurance, shipping, office supply, employee training, regulatory compliance guides, marketing

Greater Boston Chamber of Commerce

James Rooney

www.bostonchamber.com

- executive recruitment

Michigan: Midwest

Population: 9,922,576

Area (sq. km): 250,487

Urban population: $\frac{3}{4}$

Education: 89.6% high school, 26.9% college, 10.5%
advanced degree

GDP per capita: \$49,076

Median wage: \$17.32

Average wage: \$22.76

Major industry: Motor vehicles, bodies and trailers, and parts
Manufacturing

Michigan Economic Development Corporation

Katherine J. Kleckner

www.michiganbusiness.org

- site selection, talent search

USA

- access to: capital, incentives, tax rebates (50% abatement of property tax, no state sales tax on manufacturing machinery and equipment)
- small business development center

Michigan Chamber of Commerce

Richard Studley

www.michamber.com

- compliance assistance for regulatory issues related to employment
- discounts on compliance training for employees
- salary and benefits data, certificates of origin
- utility savings
- university scholarships for employees and family

Lansing Regional Chamber of Commerce

Tim Daman

www.lansingchamber.org

- discounts: 60% office supply, 18% UPS, 5% workers compensation insurance
- complimentary advertising

Minnesota: Midwest

Population: 5,489,594

Area (sq. km): 225,163

Urban population: $\frac{3}{4}$

Education: 92.4% high school, 33.7% college, 11.2% advanced degree

GDP per capita: \$60,716

Median wage: \$19.28

Average wage: \$26.45

Major industry: Ambulatory Health care services

Department of Employment of Economic Development

Laurence Reszetar

www.mn.gov

- site location assistance, EB-5 visa assistance

Minnesota Chamber of Commerce

Bill Blazer

www.mnchamber.com

- HR assistance

- supplier match assistance

- employee locator help

- regulatory compliance guidance

Saint Paul Area Chamber of Commerce

Amanda Faletti

www.saintpaulchamber.com

- discounts: 20% UPS

Mississippi: South

Population: 2,992,333

Area (sq. km): 125,438

Urban population: ½

Education: 82.3% high school, 20.7% college, 7.7%
advanced degree

GDP per capita: \$36,029

Median wage: \$14.22

Average wage: \$18.41

Major industry: Manufacturing

Mississippi Development Authority

Becky Thompson

www.mississippi.org

- provides immediate and long-term solutions for site development: permits, obtaining a skilled workforce, assistance applying for grants, loans, sales/income tax credits

Mississippi Gulf Coast Chamber of Commerce

Adele Lyons

www.mscoastchamber.com

- discounted office supply
- grant opportunities

Greater Shreveport Chamber of Commerce

Dr. Timothy J. Magner

www.shreveportchamber.org

- technical assistance with government procurement

Missouri: Midwest

Population: 6,083,672

Area (sq. km): 180,540

Urban population: 7/10

Education: 88.4% high school, 27.1% college, 10.2% advanced degree

GDP per capita: \$49,383

Median wage: \$16.46

Average wage: \$22.39

Major industry: Ambulatory Health care services

Missouri Partnership

Dennis Pruitt

www.missouripartnership.com

- coordinates labor training

USA

- helps determine utility availability and costs
- facilitates meetings with potential strategic partners
- assists with state agency requirements
- provides data tools for comparing site location, workforce acquisition
- assistance with data center incentives, sales tax exemption, and tax abatements

Missouri Chamber of Commerce and Industry

Daniel Mehan

www.mochambe.com

- HR training provided
- training in financial and accounting procedure provided
- assistance with compliance on taxes and work safety

Jefferson City Area Chamber of Commerce

Bill Plank

www.jcchamber.org

- access to sites and partners

Montana: West

Population: 1,032,949

Area (sq. km): 380,831

Urban population: ½

Education: 91.8% high school, 29.5% college, 9.5% advanced degree

GDP per capita: \$44,118

Median wage: \$15.75

Average wage: \$19.92

Major industries: Hospitals, Nursing, and residential care facilities

Montana Governor's Office of Economic Development

John Rogers

www.business.gov

- site selection, assistance with regulatory compliance, access to worker training grants

Montana Chamber of Commerce

Webb Brown

www.montanachamber.com

- low cost health and workers' compensation insurance, retirement plans

- link to National Association of Manufacturers

Lansing Regional Chamber of Commerce

Tim Daman

www.lansingchamber.org

- discounts: office supply, insurance, shipping

- educational grants and reduced tuition for employees

Nebraska: West

Population: 1,896,190

Area (sq. km): 200,330

Urban population: $\frac{3}{4}$

Education: 90.7% high school, 29.3% college, 9.7% advanced degree

GDP per capita: \$60,481

Median wage: \$16.77

Average wage: \$21.24

Major industries: Insurance carriers and related activities

Nebraska Department of Commerce and Industry

Cobus Black

www.opportunity.nebraska.gov

- team of consultants for initial market entry planning
- access to academic matching for R&D grants (Phase I – up to 100,000. Phase II up to 400,000)
- access to grants for prototypes, innovation research, technology transfer
- site selection
- housing resource for employees

Nebraska Chamber of Commerce and Industry

Barry L. Kennedy

www.nechamber.net

Lincoln Chamber of Commerce

Wendy Birdsall

www.lcoc.com

- guidance on tax and grant incentives

Nevada: West

Population: 2,890,845

Area (sq. km): 286,380

Urban population: 9/10

Education: 85.1% high school, 23% college, 7.9% advanced degree

GDP per capita: \$50,161

Median wage: \$16.59

Average wage: \$20.91

Major industries: Accommodation, Food service

Nevada Governor's Office of Economic Development

Kris Sanchez

www.diversifynevada.com

- data tool for planning stage
- industry specialists
- resource for Incentives: sales and use tax abatement, modified business tax abatement, real property tax abatement, real property tax abatement for recycling, data center abatement, aviation parts abatement, employee hiring incentive

Las Vegas Metro Chamber of Commerce

Mary Beth Sewald

www.lvchamber.com

- licensing, procurement, funding, and credit information
- discounts: Microsoft, office supply, prescription drugs, credit processing

New Hampshire: Northeast

Population: 1,330,608

Area (sq. km): 24,214

Urban population: $\frac{3}{5}$

Education: 92% high school, 34.9% college, 13% advanced degree

GDP per capita: \$58,327

Median wage: \$18.40

Average wage: \$24.69

Major industries: Retail trade, Insurance carriers and related activity

Department of Resources and Economic Development

Tina Kasim

www.nheconomy.com

- resource team assists in obtaining permits, researching loans, accessing R&D awards, debt financing, and forming connections to educational institutions for innovation in business
- site selection, customized programs for training manufacturing employees
- no state sales or income tax for business

Greater Concord Chamber of Commerce

Timothy G. Sink

www.concordchamber.com

- discounts: prescription drugs, member discounts

Greater Manchester Chamber of Commerce

Michael Skelton

www.manchester-chamber.org

- professional development

New Jersey: Mid Atlantic

Population: 8,958,013

Area (sq. km): 22,591

Urban population: 9/10

Education: 88.6% high school, 36.8% college, 14% advanced degree

GDP per capita: \$64,970

Median wage: \$20.17

Average wage: \$26.94

Major industry: Ambulatory Health care services

Choose New Jersey

Margie Piliere

www.choosenj.com

- site selection and visits, relocation service
- regulatory and legal assistance
- access to: tax credits for employment, abatements of state income and sales tax, employee state income tax, low-cost financing, technology tax credits, workforce training, market assessment and planning services

New Jersey Economic Development Authority

Tim Sullivan

www.njeda.com

- offers financing
- administers incentives
- provides access to trained workforce

New Jersey Chamber of Commerce

Thomas Bracken

www.njchamber.com

- \$2,500. Scholarships for online MBA
- discounts: electricity and natural gas, 28% UPS, other

Newark Regional Business Partnership

Chip Hallock

www.newarkrbp.org

- brokered introductions
- discounts: email software, office supply

New Mexico: Southwest

Population: 2,085,109

Area (sq. km): 314,917

Urban population: $\frac{3}{4}$

Education: 84.2% high school, 26.3% college, 11.5% advanced degree

GDP per capita: \$44,832

Median wage: \$15.82

Average wage: \$21.23

Major industries: Healthcare and social assistance, Oil and Gas extraction

New Mexico Partnership

Tim Nitti

www.nmpartnership.com

- data tools for workforce and communities
- site selection assistance
- access to unique export infrastructure
- customized workforce training
- HR and work standards training
- incentives: industry specific tax credits, land/buildings/infrastructure grants

New Mexico Association of Commerce and Industry

Allison K. Smith

www.nmaci.org

- access to incentives, such as childcare corporate tax credit, jobs tax credit, rural jobs credit, R&D tax credit
- business registration
- source for financing options, loan guarantees, labor market analysis
- data tool for energy use, wages, unemployment, workforce training and education

Santa Fe Chamber of Commerce

Simon Brackley

www.santafechamber.com

- advertising and marketing
- customer service training
- help with local permits

New York: Northeast

Population: 19,795,791

Area (sq. km): 141,297

Urban population: 9/10

Education: 85.6% high school, 34.2% college, 14.8%
advanced degree

GDP per capita: \$75,360

Median wage: \$20.56

Average wage: \$28.32

Major industries: Healthcare, Federal Reserve banks, Credit
intermediation and related services

Empire State Development Corporation

Edward Kowaleski

www.esd.ny.gov

- guides to government regulations
- access to: tax-free zones, industry-university partnerships, university R&D resources, labor skills matching, job order management, employment tax credit (\$2,400. per employee)
- data tool for identifying incentives

Greater New York Chamber of Commerce

Cynthia DiBartolo

www.chamber.nyc

- marketing tool
- certificates of origin and free sale

North Carolina: Southeast

Population: 10,042,802

Area (sq. km): 139,391

Urban population: ⅔

Education: 85.8% high school, 28.4% college, 9.9% advanced degree

GDP per capita: \$51,041

Median wage: \$16.31

Average wage: \$21.77

Major industries: Healthcare, Federal Reserve banks, Credit intermediation and related services

Economic Development Partnership of North Carolina

Korey Howard

www.edpnc.com

- guidance for site selection (including certified sites) workforce recruitment and training
- helps with market research and analysis, connecting to potential partners and suppliers
- helps locate loans and grants
- resource for incentives: no sales and use tax for large fulfillment centers, data centers, and manufacturing
- sales tax exemptions for R&D and software publishing

North Carolina Chamber of Commerce

S. Lewis Ebert

www.ncchamber.net

- access to training
- discounted services

Winston-Salem Chamber of Commerce

Mark E. Owens

www.winstonsalem.com

- site identification
- helps with: workforce issues, financing, negotiating with local government
- arranges industry visits, coordinates resources, and provides support for application processes

North Dakota: Midwest

Population: 756,927

Area (sq. km): 183,108

Urban population: ⅔

Education: 91.7% high school, 27.7% college, 7.6% advanced degree

GDP per capita: \$68,723

Median wage: \$18.83

Average wage: \$22.66

Major industries: Healthcare, Mining support activities

North Dakota Department of Commerce

Laura Willard

www.business.nd.gov

- site location, incentive coordination, international trade assistance, workforce development, business retention and expansion
- sales and use tax exemptions, personal property tax exemptions, R&D exemptions, low interest loans, no state corporate income tax for 5 years

Greater North Dakota Chamber of Commerce

Arik Spencer

www.ndchamber.com

- discounts: office supply, printing

- resource for legislative impact updates

Bismarck-Mandan Chamber of Commerce

Brian Ritter

www.bismarkmandan.com

- leadership education course

Ohio: Midwest

Population: 11,613,423

Area (sq. km): 116,098

Urban population: 4%

Education: 89.1% high school, 26.1% college, 9.7% advanced degree

GDP per capita: \$53,874

Median wage: \$17.19

Average wage: \$23.48

Major industries: Hospitals, Nursing, and residential care facilities

Jobs Ohio

Justin Kocker

www.jobs-ohio.com

- site certification including comprehensive review and analysis
- guaranteed sites with adequate capacities and due diligence studies
- facilitates tax credits, grants for training, low interest loans
- data library
- personalized service for infrastructure and utility analysis
- embedded automotive site

Ohio Chamber of Commerce

Andrew E. Doehrel

www.ohiochamber.com

- HR program to advise companies on U.S. and state employment law

- manufacturers' resource for laws and regulations
- discounted workers compensation insurance

Detroit Regional Chamber of Commerce
Sandy Baruch

www.detroitchamber.com

- concierge guide to relocation
- regional collaboration and mentorship

Oklahoma: Southwest

Population: 3,911,338

Area (sq. km): 181,037

Urban population: ⅔

Education: 86.9% high school, 24.1% college, 8% advanced degree

GDP per capita: \$46,625

Median wage: \$15.93

Average wage: \$21.77

Major industries: Healthcare, Oil and Gas extraction

Oklahoma Department of Commerce
Jennifer Springer

www.new.okcommerce.gov

- certified sites
- data tool for census, economic, workforce, and GIS

State Chamber of Oklahoma
Fred Morgan

www.okstatechamber.com

- marketing opportunities

Greater Oklahoma City Chamber

Roy Williams

www.okcchamber.com

- offers regional data, incentive and tax information
- site search tool with analytics

Oregon: Northwest

Population: 4,028,977

Area (sq. km): 252,799

Urban population: 4/5

Education: 89.9% high school, 30.8% college, 11.5% advanced degree

GDP per capita: \$55,411

Median wage: \$18.26

Average wage: \$23.90

Major industries: Healthcare, Computer and Electronics products, Manufacturing

Business Oregon

Colin Sears

www.oregon4biz.com

- economic data tool
- connects companies to researchers and labs
- assists in identifying: R&D transfer grants, property tax abatements, state income tax subtraction, loan guarantees
- networks colleges and business to provide services and training
- provides financing for: infrastructure, health and safety compliance
- helps strategize for export market

Oregon State Chamber of Commerce

Colene Marin

www.oregonchamber.org

- central resource for business councils and state-wide workforce development

Portland Business Alliance

Sandra McDonough

www.portlandalliance.com

- certificates of origin
- discounts on goods and services

Pennsylvania: Mid Atlantic

Population: 12,802,503

Area (sq. km): 119,280

Urban population: 4%

Education: 89.2% high school, 28.6% college, 11.2%
advanced degree

GDP per capita: \$56,625

Median wage: \$17.63

Average wage: \$22.85

Major industries: Hospitals, Nursing, and residential care
Facilities

Department of Community and Economic Development

David Briel

www.dced.gov

- concierge strategic services for site selection, grants, loans, tax credits,
technical assistance, job training
- help setting up entity

Pennsylvania Chamber of Commerce

Gene Barr

www.pachamber.com

- certificates of origin

USA

- \$2,500. MBA stipend for employees
- consultations: employee benefits, customer relations
- discounts: 20% IT training, 70% UPS freight

The Chamber of Commerce for Greater Philadelphia

Rob Wonderling

www.chamberphl.com

- consulting provided for site selection, marketing, strategy, and talent search

Rhode Island: Northeast

Population: 1,056,298

Area (sq. km): 4,001

Urban population: 9/10

Education: 86.2% high school, 31.9% college, 12.8%
advanced degree

GDP per capita: \$54,365

Median wage: \$19.10

Average wage: \$24.57

Major industries: Hospitals, Nursing, and residential care
Facilities

Rhode Island Economic Development Corporation

Katherine Therieau

www.commerceri.com

- individualized reports on workforce, site selection, incentive coordination, locating potential partners, and navigating state and local permitting, licensure, and regulatory issues
- provides state economic data
- access to up to \$50,000 in R&D vouchers

Greater Providence Chamber of Commerce

Alden Anderson

www.providencechamber.com

- provides: market research, certificates of origin, meeting space, discounts, and access to public procurement

South Carolina: Southeast

Population: 4,896,146

Area (sq. km): 82,933

Urban population: $\frac{2}{3}$

Education: 85.6% high school, 25.8% college, 9.3% advanced degree

GDP per capita: \$42,272

Median wage: \$15.45

Average wage: \$19.97

Major industries: Retail trade, Administrative and support services

South Carolina Department of Commerce

Amy Thomson

www.sccommerce.com

- program helps locate sites, service partners, workforce, logistics, and guidance on regulations and taxation

- access to incentives: no state property tax, no local income tax, no inventory tax, no sales tax on manufacturing (machinery, industrial power, materials for finished products), no wholesale tax, no unitary tax on worldwide profit

South Carolina Chamber of Commerce

Susan O'Neal

www.scchamber.net

USA

- certificates of origin
- training seminars on HR issues
- discount on insurance
- HR resource library

Charleston Metro Chamber of Commerce

Bryan Derreberry

www.charlestonchamber.org

- provides market research reports
- helps identify lending partners
- helps with logistics
- consults with companies to coordinate resources
- assists with government contracts

South Dakota: Midwest

Population: 858,469

Area (sq. km): 199,729

Urban population: $\frac{3}{5}$

Education: 90.9% high school, 27% college, 8%
advanced degree

GDP per capita: \$55,623

Median wage: \$15.19

Average wage: \$16.53

Major industries: Healthcare, Federal Reserve banks, and
Credit intermediation, and related services

Governor's Office of Economic Development

Steve Watson

www.sdreadytowork.com

- certificates of free sale
- certified site location service
- provides: state data and real wage calculator

- access to financing, incentives, customized training

South Dakota Chamber of Commerce and Industry

David Owen

www.sdchamber.biz

Sioux Falls Chamber of Commerce

Jason Ball

www.siouxfallschamber.com

Tennessee: Southeast

Population: 6,600,299

Area (sq. km): 109,153

Urban population: ⅔

Education: 85.5% high school, 24.9% college, 9% advanced degree

GDP per capita: \$49,430

Median wage: \$15.77

Average wage: \$20.36

Major industry: Ambulatory health care services

Tennessee Department of Economic and Community Development

Leslee Alexander

www.tnec.com

- access to certified sites

- access to incentives: sales and use tax exemption for manufacturing, warehouses, call centers, data centers, and R&D

- assistance: determining eligibility for infrastructure grants, training for full-time employees, re-payable grants for expansion and development, job tax credits, industrial machinery tax credit (1-10%), sales tax credit

- no personal income tax on wages, salaries

Tennessee Chamber of Commerce

Bradley Jackson

www.tnchamber.org

- state data resource

Chattanooga Chamber of Commerce

Christy Gillenwater

www.chattanoogaahmber.org

- discounts: email marketing, office supplies

Texas: Southwest

Population: 27,469,114

Area (sq. km): 695,662

Urban population: ⅔

Education: 81.9% high school, 27.6% college, 9.4% advanced degree

GDP per capita: \$58,028

Median wage: \$17.06

Average wage: \$22.97

Major industries: Healthcare, Oil and Gas extraction

Office of the Governor, Economic Development, and Tourism

Jordan Robinson

www.texaswideopenforbusiness.com

- administers grants, financing, tax refunds

- assists with marketing and project management

- no state corporate or personal income tax

Fort Worth Chamber of Commerce

Bill Thornton

www.fortworthchamber.com

- relocation assistance
 - commercial property search
 - access to Texas Enterprise Fund which makes financial awards
- *****

Utah: Southwest

Population: 2,995,919

Area (sq. km): 219,882

Urban population: 9/10

Education: 91.2% high school, 31.1 % college, 10.4% advanced degree

GDP per capita: \$51,243

Median wage: \$16.83

Average wage: \$21.87

Major industries: Retail trade, Federal Reserve banks and credit intermediation and related services

Governor's Office of Economic Development

Michael O'Malley

www.business.utah.gov

- custom research, site visit coordination
- access to business resource centers which coordinate funding and technical expertise

Economic Development Corporation of Utah

Theresa Foxley

www.edcUtah.org

Salt Lake Chamber of Commerce

Heidi Walker

www.slchamber.com

- certificates of origin

- discounts on goods and services
 - link to government agencies for licenses, permits, financing, and data
- *****

Vermont: Northeast

Population: 626,042

Area (sq. km): 24,906

Urban population: ⅔

Education: 91.8% high school, 36% college, 14.3% advanced degree

GDP per capita: \$49,780

Median wage: \$18.23

Average wage: \$22.90

Major industries: Hospitals, Nursing, and residential care Facilities

Department of Economic Development

Kevin Miller

www.accd.vermont.gov

- provides: workforce-based grants for training and new hires
- site selection tool
- online strategizing tools
- assisting with permitting process
- clearinghouse for incentives, including regional grants

Vermont Chamber of Commerce

Betsy Bishop

www.vtchamber.com

- certifications for workforce health and safety training

Central Vermont Chamber of Commerce

William Moore

www.centralvt.com

- relocation assistance
- access to workforce training programs, cash payments for payroll creation, capital investment grants
- discounts on goods and services
- access to low-cost financing, HR training
- demographic data

Virginia: Mid Atlantic

Population: 8,382,993

Area (sq. km): 110,788

Urban population:

Education: 88.3% high school, 36.3% college, 15.4% advanced degree

GDP per capita: \$58,768

Median wage: \$18.78

Average wage: \$22.34

Major industry: Retail trade, Food and Beverage, Tobacco products, Manufacturing

Virginia Economic Development Partnership

Kevin Miller

www.yesvirginia.org

- site selection
- information on incentives, tax credits, such as 75% reimbursed on-the-job training
- talent search assistance including interview location facilities

Virginia Chamber of Commerce

Barry DuVal

www.vachamber.com

- employee health insurance

Metro Richmond Chamber of Commerce

Kim Scheeler

www.chamberva.com

Washington: Northwest

Population: 7,170,351

Area (sq. km): 184,661

Urban population: ¾

Education: 90.4% high school, 32.9% college, 12%
advanced degree

GDP per capita: \$64,454

Median wage: \$20.87

Average wage: \$30.43

Major industries: Healthcare, Publishing industries
(includes software)

Washington State Department of Commerce

Allison Clark

www.choosewashington.com

- independent financial feasibility reviews
- research and program development services
- workforce training
- assists: site selection, identifying financing and tax incentives, coordinating site issues

Seattle Chamber of Commerce

Marilyn Strickland

www.seattlechamber.com

- industry focused guidance
- certificates of origin
- employee health insurance
- competitive insurance

West Virginia: Mid Atlantic

Population: 1,844,128

Area (sq. km): 62,756

Urban population: ½

Education: 85% high school, 19.2% college, 7.4%
advanced degree

GDP per capita: \$40,071

Median wage: \$14.79

Average wage: \$19.35

Major industries: Healthcare, Mining (except oil and gas)

West Virginia Development Office

Stephen Spence

www.wvcommerce.org

- assists site selection, connecting to incentives, workforce training, and array of loans, and tax exemptions and credits
- partners with infrastructure needs and project completion

West Virginia Chamber of Commerce

Steve Roberts

www.wvchamber.com

- assists with licensing
- HR compliance resource

Charleston Regional Chamber of Commerce

Matthew Ballard

www.charlestonwvchamber.com

- information on infrastructure, workforce, research support, licensure

Wisconsin: Midwest

Population: 5,771,337

Area (sq. km): 169,635

Urban population: 7/10

Education: 91% high school, 27.8% college, 9.4% advanced degree

GDP per capita: \$53,565

Median wage: \$17.43

Average wage: \$21.75

Major industries: Manufacturing, Insurance carriers and related activities

Wisconsin Economic Development Corporation

Mark Rhoda-Reis

www.inwisconsin.com

- certified sites
- cost of labor data tool
- locator tool for finding funding and partners

Greater Madison Chamber of Commerce

Zach Brandon

www.greatermadisonchamber.org

Wyoming: Northwest

Population: 586,107

Area (sq. km): 253,335

Urban population: 3/5

Education: 92.3% high school, 25.7% college, 8.6% advanced degree

GDP per capita: \$64,659

Median wage: \$18.61

Average wage: \$20.97

Major industries: Accommodation, Mining (except oil and gas)

Wyoming Business Council

Ben Avery

www.wyomingbusiness.org

- certified site selection
- licensing and permitting
- access to: workforce development, training grants including advance allocation for new and expanding businesses (pre-obligation)
- provides regional data
- industry specific guidance

The info and data were updated in June 2018. It will be updated annually.

If you have suggestions for other information that would help an investor take the first step toward deciding where to invest, please send to amcham@amcham.cz.